



Flygt 2600 sludge pump series

MAXIMIZE UPTIME WITH VERSATILE SUBMERSIBLE PUMPS

FLYGT
a xylem brand

Moving sludge and other liquids calls for versatility



Flygt 2600 sludge pump series tackle the tough challenge of moving sludge and other liquids with ease - without clogging.

Radically engineered from the ground up, these robust, versatile pumps deliver unmatched wear resistance, consistent performance over time and ease of service. The result is lower total cost of ownership when buying the pumps or lower operating and maintenance costs when renting them.

More uptime

Flygt 2600 sludge pumps pass solids up to 80 mm (3.2 in) in size and solids concentrations of approximately 20% by weight, thanks to a larger inlet, pump volute, vortex impeller and side discharge. This ensures maximum uptime for temporary pumping applications.

Flexibility to adapt

Flygt sludge pumps are built on the reliable 2600 series platform with its proven design. This enables you to interchange the hydraulic ends to meet changing application requirements and reduce your spare parts inventory. That means you have one dependable pump available for many applications.



Construction/Tunneling

- Site drainage with solids handling



Municipal

- Pre-treatment sand trap pumping
- Digester cleaning
- Temporary sewage pumping



Industrial

- Light slurry and sludge
- Food processing wastewater
- Pulp and paper wastewater
- Fish farm waste handling
- Coal runoff sumps



Mining

- Open pit and underground dewatering
- Solids-laden drainage

Durable multi-purpose design tackles tough jobs

It takes one tough pump to take on tough solids. Flygt 2600 sludge pumps have cutting edge features that ensure optimal, cost-effective performance under the harshest working conditions.

Dependable solids-handling

A Hard-Iron™ (60 HRC) vortex impeller and polyurethane lined pump housing enable Flygt 2600 sludge pumps to pass large solids and solids concentrations of approximately 20% by weight with ease.



Hard-Iron™ (60 HRC) vortex impeller

Easily handles solids and reduces wear.

Easy to service

Fewer components, such as our unique one-piece Plug-In™ seal, and external oil and inspection plugs make maintenance quick and easy. A watertight terminal board provides an additional barrier to water ingress.



Polyurethane-lined pump housing

Extends service lifetime and provides wear resistance.



Larger inlet, pump volute and side discharge design

Handles solids up to 80 mm (3.2 in) in diameter and solids concentrations of approximately 20% by weight.


Service made easy



Flygt Plug-In™ seal provides a double mechanical seal in an easily-replaced single cartridge.



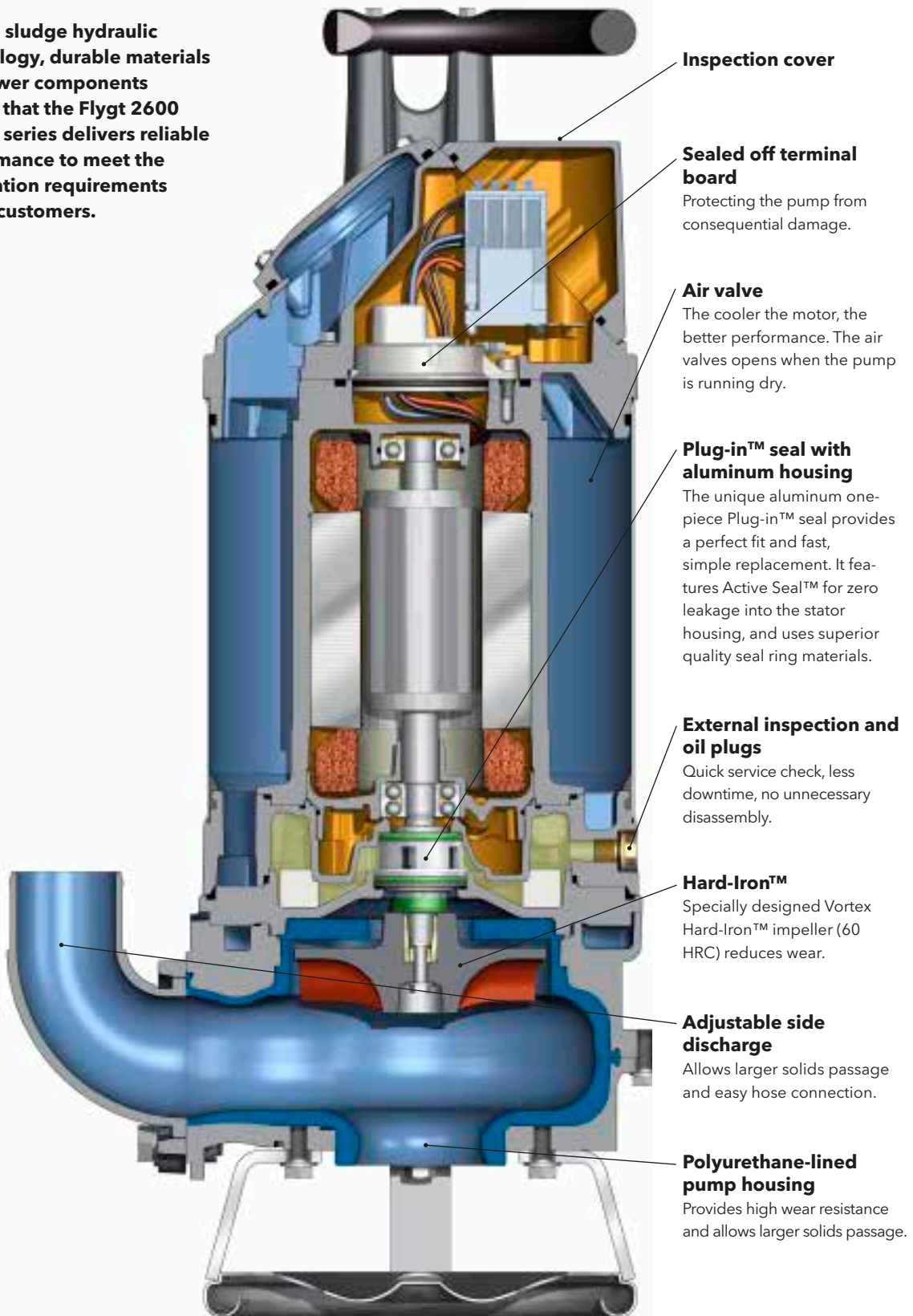
External oil and inspection plugs put an end to dismantling the entire pump to perform a simple seal-condition check and oil change.



The watertight terminal board provides an additional barrier to water ingress. The spring-loaded, screwless design assures reliable connections and simplified wiring.

Solids-handling quality

Proven sludge hydraulic technology, durable materials and fewer components ensure that the Flygt 2600 sludge series delivers reliable performance to meet the application requirements of our customers.



Inspection cover

Sealed off terminal board

Protecting the pump from consequential damage.

Air valve

The cooler the motor, the better performance. The air valve opens when the pump is running dry.

Plug-in™ seal with aluminum housing

The unique aluminum one-piece Plug-in™ seal provides a perfect fit and fast, simple replacement. It features Active Seal™ for zero leakage into the stator housing, and uses superior quality seal ring materials.

External inspection and oil plugs

Quick service check, less downtime, no unnecessary disassembly.

Hard-Iron™

Specially designed Vortex Hard-Iron™ impeller (60 HRC) reduces wear.

Adjustable side discharge

Allows larger solids passage and easy hose connection.

Polyurethane-lined pump housing

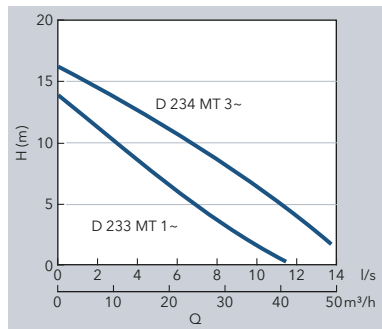
Provides high wear resistance and allows larger solids passage.

Broad range of performance

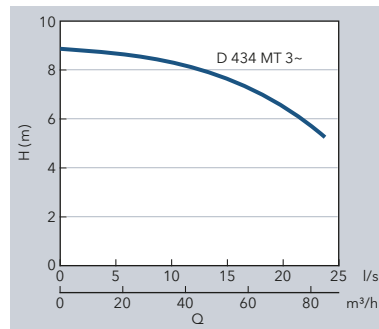
Portable Flygt 2600 sludge pumps are versatile and adapt to most working conditions that require dependable handling of liquids containing solids.



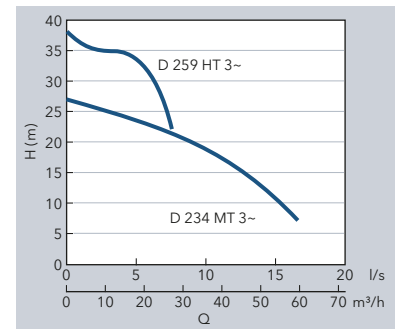
50 Hz **2620.281**



2630.281



2640.281

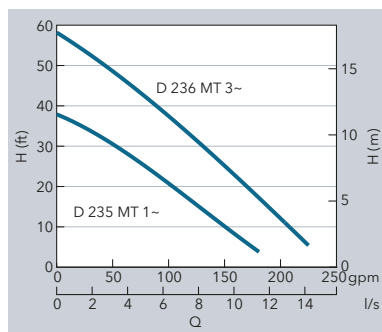


HT=High head, MT=Medium head

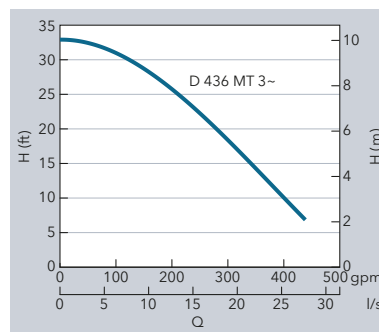
Power ratings and sizes

Model	2620.281		2630.281	2640.281	
	MT, 1-phase	MT, 3-phase	MT, 3-phase	MT, 3-phase	HT, 3-phase
Rating [kW]	1.5	2.2	3.2	5.6	5.6
Voltage [V/phase]	230, 1~	400, 3~	400, 3~	400, 3~	400, 3~
Rated current [A]	8.4	4.7	7.6	11	11
Weight [kg]	33	33	54	56	56
Max height [mm]	722	722	860	860	860
Max width [mm]	279	279	393	375	375
Discharge Ø [in]	3"	3"	4"	3"	3"
Solids passage Ø [mm]	50	50	80	46	32

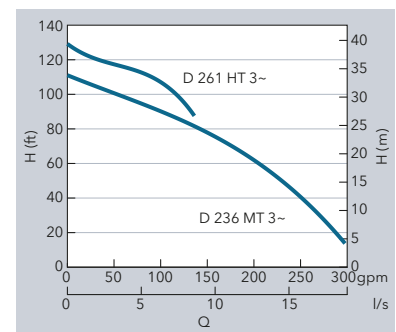
60 Hz **2620.281**



2630.281



2640.281



HT=High head, MT=Medium head

Power ratings and sizes

Model	2620.281*		2630.281	2640.281*	
	MT, 1-phase	MT, 3-phase	MT, 3-phase	MT, 3-phase	HT, 3-phase
Rating [hp/kW]	2.4/1.8	3.5/2.6	6/4.5	8.9/6.6	8.9/6.6
Voltage [V/phase]	230, 1~	460/575/600, 3~	460/575/600, 3~	460/575/600, 3~	460/475/600, 3~
Rated current [A]	9.9	4.4/3.5/3.5	8.6/6.9/6.8	11/8.8/8.5	11/8.8/8.5
Weight [lbs]	72	72	119	123	123
Max height [in]	29	29	34	34	34
Max width [in]	11	11	16	15	15
Discharge Ø [in]	3"	3"	4"	3"	3"
Solids passage Ø [in]	2"	2"	3.2"	1.8"	1.3"

*60 Hz available in MSHA versions.

For additional specifications, see product technical documentation. With reservation for changes.

Boost versatility and performance

Choose options and accessories that simplify installation and operation and raise the performance of Flygt 2600 sludge pumps.

Options

Starters (manual and automatic)

Provides thermal/magnetic overload protection, thermal contact supervision and phase sequence indication.

Outlets

Enables convenient attachment of a hose or threaded connections for convenient side discharge.

SUBCAB®

High quality submersible cable.

SUBCAB® Screened

Heavy-duty rubber submersible cable.

Discharge

Cast-iron available for high wear applications.

Accessories

Level regulators

Controls operation by starting or stopping the pump or actuating an alarm.

Flygt pump raft

Keeps pump afloat using lightweight glass-fiber reinforced polymer.

Zinc anode kits

Provides extra protection against galvanic corrosion.

Pump integrated memory (PIM)

Records pump performance data and stores service-related information.

FPC 100 pump control system

Automatically monitors and controls the pump without the use of level sensors.



Adjustable outlet

Enables vertical and horizontal pumping.



Flygt zinc anode kits

Provides extra protection against galvanic corrosion for all metal parts.



Flygt pump raft

Enables the pump to adjust to changing water levels.

A long-term commitment to quality



Boost efficiency with monitoring and control

Whether you use a single Flygt 2600 pump or multiple pumps in a series, we can supply what you need - everything from pump controllers to sensors and startup equipment.



Genuine spare parts and warranty

When downtime isn't an option, rely on our global service network to deliver genuine spare parts to your worksite quickly and efficiently. All Flygt spare parts are backed by a solid 10-year availability guarantee.

The strength of Flygt lies in our ability to combine dewatering products, services and application know-how that enable us to create dry workspaces for a wide range of industries, including yours.

Creative system engineering

Whatever your needs, we offer system engineering expertise. Rely on us to calculate power supply and friction losses, size pipes or optimize your pump sump design. We can also help you with pumping specifications, systems design and serial and parallel installations.

Global support and service

To provide you with outstanding support and service, we have a global service network that spans 140 countries. Our dedicated

professionals are at work in over 175 service centers worldwide. Plus, we have hundreds of authorized Flygt service partners who provide top-notch service and support.

Nobody does dewatering better

From design, installation and commissioning of basic packages right up to complete installations, no other dewatering solutions provider does it all. You can buy or rent Flygt dewatering equipment or let us take responsibility for managing your dewatering project onsite. Simply put, we keep your operations moving.

Xylem ['zīləm]

- 1) The tissue in plants that brings water upward from the roots
- 2) A leading global water technology company

We're 12,000 people unified in a common purpose: creating innovative solutions to meet our world's water needs. Developing new technologies that will improve the way water is used, conserved, and re-used in the future is central to our work. We move, treat, analyze, and return water to the environment, and we help people use water efficiently, in their homes, buildings, factories and farms. In more than 150 countries, we have strong, long-standing relationships with customers who know us for our powerful combination of leading product brands and applications expertise, backed by a legacy of innovation.

For more information on how Xylem can help you, go to xylem.com.



Flygt is a brand of Xylem. For the latest version of this document and more information about Flygt products visit www.flygt.com